

CHEAT SHEET

CSS SHORTHAND CODES

DYDRIC.COM

THIS PAGE OF THE CHEAT SHEET IS PART COPIED AND INSPIRED BY
'THE CSS SHORTHAND CHEAT SHEET OF LEIGEBER.COM'

Margin & Padding

{auto, 0, px, pt, em, %}

```
#div{
margin-top:    0;
margin-right:  25px;
margin-bottom: 50px;
margin-left:   20px;}

#div{
margin: 0 25px 50px 20px;}
top right bottom left
```

```
#div{
padding-top:    10em;
padding-right:  20em;
padding-bottom: 15em;
padding-left:   20em;}

#div{
padding: 10em 20em 15em;}
top right/left bottom
```

```
#div{
margin-top:    0;
margin-right:  auto;
margin-bottom: 0;
margin-left:   auto;}

#div{
margin: 0 auto;}
top/bottom right/left
```

```
#div{
padding-top:    8px;
padding-right:  8px;
padding-bottom: 8px;
padding-left:   8px;}

#div{
padding: 8px;}
top/right/bottom/left
```

Border

width {thin, thick, medium, getal}, style {solid, dashed, dotted, double, etc.}, color {naam, hex, rgb, 0-255}

```
#div{
border-width:    1px;
border-style:    solid;
border-color:    red;}

#div{
border: 1px solid red;}
width style color
```

```
#div{
border-right-width: 2px;
border-right-style: dotted;
border-right-color: #333333;}

#div{
border-right: 2px dotted #333;}
width style color
```

```
#div{
border-top-width:    2px;
border-right-width:  3px;
border-bottom-width: 2px;
border-left-width:   3px;}

#div{
border-width: 2px 3px;}
top/bottom right/left
```

Background

color {naam, hex, rgb, 0-255, transparent}, image {url, none}, repeat {repeat, repeat-x, repeat-y, no-repeat}, attachment {scroll, fixed}, position {top, right, left, bottom, center}

```
#div{
background-color:    #666666;
background-image:    url(img/bg.jpg);
background-repeat:   no-repeat;
background-attachment: scroll;
background-position: top left;}
```

```
#div{
background: #666 url(img/bg.jpg) no-repeat 0 0;}
color image repeat position
```

Font

family {Verdana, Arial, "Times New Roman, etc.}, size {xx-small, medium, x-large, getal}, weight {normal, bold, bolder, lighter}, style {italic, oblique}, variant {normal, small-caps}, line-height {normal, px, pt, em, num, %}

```
#div{
font-family:    Verdana, Arial, Helvetica;
font-size:      11px;
font-weight:    bold;
font-style:     italic;
font-variant:   normal;
line-height:    120%;}
```

```
#div{
font: italic bold 11px/120% Verdana, Arial, Helvetica;}
style weight size/line-height family
```

List

image {url, none}, position {inside, outside}, type {circle, disc, square, etc.}

```
#div{
list-style-image:    url(img/bullet.png);
list-style-position: inside;
list-style-type:     circle;}
```

```
#div{
list-style: circle inside url(img/bullet.png);}
type position image
```

Color

image {url, none}, position {inside, outside}, type {circle, disc, square, etc.}

```
Aqua:      #00ffff > #0ff;
Black:     #000000 > #000;
Blue:      #0000ff > #00f;
Dark Grey: #666666 > #666;
Fuchsia:   #ff00ff > #f0f;
Light Grey: #cccccc > #ccc;
```

```
Lime:      #00ff00 > #0f0;
Orange:    #ff6600 > #f60;
Red:       #ff0000 > #f00;
White:     #ffffff > #fff;
Yellow:    #ffff00 > #ff0;
```

CHEAT SHEET

XHTML DOCUMENT

DYDRIC.COM

Basic Document Tags

<html> </html>
<head> </head>
<body> </body>

Indicates the start and end of an HTML Document
Part of document containing essential formatting information. Material in the head is invisible
Part of document that contains the visible information.

<Doctype>

```
1 <!DOCTYPE html PUBLIC "-//W3C//DTD XHTML 1.0 Strict//EN"
2 "http://www.w3.org/TR/xhtml1/DTD/xhtml1-strict.dtd">
```

<title></title>
<stylesheet>
<meta tags>

```
3
4 <html>
5 <head>
6
7 <title>CheatSheets for Designers</title>
8 <link rel="stylesheet" type="text/css" href="style.css" media="all" />
9 <meta name="keywords" content="cheatsheet, html, xhtml, css" />
10 <meta name="description" content="XHTML/CSS-sheets for Designers" />
```

<div>

```
11
12 </head>
13 <body>
14
15 <div id="content">
```

<h1></h1>

```
16
17 <h1>This is a title</h1>
```

<p>


```
18
19 <p>Lorem ipsum dolor sit amet, consectetur adipiscing elit. Morbi
commodo, <strong>ipsum</strong> sed pharetra gravida, orci magna
rhoncus neque, id pulvinar odio lorem non turpis. Nullam sit amet enim.
Suspendisse id velit vitae condimentum. Aliquam erat volutpat. <br/>
```



```
20
21 <a href="url.html" alt="" title="description">Sed quis velit</a>.
```



```
22
23 Nulla facilisi. Nam consectetur. <em>Sed aliquam</em>, nunc eget
euismod ullamcorper, lectus nunc ullamcorper orci, fermentum bibendum
enim nibh eget ipsum. Donec porttitor ligula eu dolor. <p>
```

<p>

```
24
25 <hr />
```

<hr />

<li class="">
<li class="">


```
26
27 <ul>
28 <li>First list-item</li>
29 <li><a href="www.url.nl" alt="" title="">Second list-item</a></li>
30 <li class="red">Item about xhtml</li>
31 <li class="red">Item about css</li>
32 </ul>
```



```
33
34 
```



```
35
36 <a href="www.url.nl" alt="" title="Click this image">
37 
38 </a>
```

<table>
<tr>
<td></td>
<td></td>
</tr>
<tr>
<td></td>
<td></td>
</tr>
</table>

```
39
40
41 <table cellpadding="2" cellspacing="0">
42 <tr>
43 <td>Lorem ipsum dolor sit amet</td>
44 <td>Lorem ipsum dolor sit amet</td>
45 </tr>
46 <tr>
47 <td>Lorem ipsum dolor sit amet</td>
48 <td>Lorem ipsum dolor sit amet</td>
49 </tr>
50 </table>
```

</div> <!--comment-->

```
51 </div> <!--content-->
```

```
52
53
54 </body>
55 </html>
```

Form Tags

```
<form></form>
```

```
<select multiple name="..." size=4>  
<option>item 1</option>  
<option>item 2</option>  
<option>item 3</option>  
<option>item 4</option>  
<option>item 5</option>  
<option>item 6</option>  
</select>
```

```
<select name="...">  
<option>item 1</option>  
<option>item 2</option>  
<option>item 3</option>  
</select>
```

```
<textarea name="..." cols="40" rows="8">  
</textarea>
```

```
<input type="checkbox" name="..." />
```

```
<input type="checkbox" name="..." checked />
```

```
<input type="radio" name="..." value="x" />  
<input type="radio" name="..." value="y" />
```

```
<input type="text" name="..." size="20" />
```

```
<input type="password" name="..." size="4"  
maxlength="4" />
```

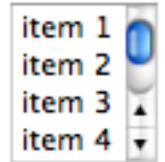
```
<input type="submit" value="Submit" />
```

```
<input type="image" border=0 name="Send"  
src="img/button.png" />
```

```
<input type="reset" value="Reset" />
```

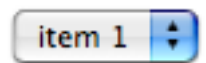
Create a form

Display a list with scroll.
'Size' defines the number of items
that will be visible without scrolling the list.



'Option' sets off each menu item

Display a dropdown list.



Create a textarea. Use 'cols' for the width, and 'rows' for the height of the textarea.

Display a checkbox. The text follows after the tag.
User can select more than one option



Show a checked checkbox.



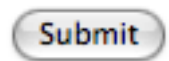
Display two radiobuttons. The text follows
after the tag. User can select only one option.
Use 'checked' to check one of the radiobuttons.



Show a single-line input field. Size defines the width of the field.

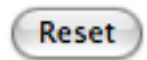
Create a password input field with the maximum of four characters.

Create a submit button.



Display an image with the function of submit-button.

Create a reset button to clear all the fields of a form.



CHEAT SHEET

CSS DOCUMENT

DYDRIC.COM

Style.css

Info

```
1  /*****
2  Place here some information about your site, css and yourself
3  -----
4  CSS bestand vrijgegeven onder C.C. licentie:
5  http://creativecommons.org/licenses/by-sa/3.0/nl/
6  *****/
```

Reset browser settings

```
8  html, body, div, span, applet, object, iframe, h1, h2, h3, h4, h5,
9  h6, p, blockquote, pre, a, abbr, acronym, address, big, cite, code,
10 del, dfn, font, img, ins, kbd, q, s, samp, sub, sup, tt, var, dd, dl,
11 dt, li, ol, ul, form, fieldset, input, textarea, label, table, legend,
12 caption, tbody, tfoot, thead, tr, th, td {
13     margin: 0;
14     padding: 0;
15     font-family: inherit;
16     font-weight: inherit;
17     font-style: inherit;
18     font-size: 100%;
19     text-align: left;}
```

Firefox hack - no border No border on image-links Global div to clear floats

```
21 :-moz-any-link:focus {outline: none;}
22 img, a img, :link img, :visited img {border: 0;}
23 div.clear {clear: both; width: 100%; height: 1px;}
```

Reduce font-size for the entire document to 62,5% (if you want to use em)

```
25 /*LAYOUT
26 *****/
27 body{
28     background: #fff url('img/bg.jpg') fixed 0 0 no-repeat;
29     font-size: 62.5%;
30     color: #1a1a1a;}
31
32 div#container { ... }, div#header { ... }, div#wrapper { ... }
33 div#content { ... }, div#sidebar { ... }, div#footer { ... }
```

Paragraph

```
35 /*TYPOGRAPHY
36 *****/
37 p {
38     font: normal 1.2em/120% Trebuchet MS, Arial, sans-serif;
39     padding: 0 0 20px;}
```

Headings

```
39 h1{
40     font: bold 2.8em/3.2em Tahoma, Arial, sans-serif;
41     color: #000}
```

Lists

```
42 h2{ ... }, h3{ ... }, h4{...}, h5{...}, h6{...}
43
44 ul{
45     list-style-type: disc;
46     margin: 0 0 20px;
47     padding: 0 0 0 15px;}
48
49 ul li{ padding: 0 0 0 5px;}
50
51 ol{ ... }, ol li{ ...}
```

Links (LoVe - HAte)

```
52 a { text-decoration: none; font-weight: bold;}
53 a:link { color: blue;}
54 a:visited { color: green;}
55 a:hover { color: green; text-decoration: underline;}
56 a:active { color: red; text-decoration: underline;}
57
58
59
60
```